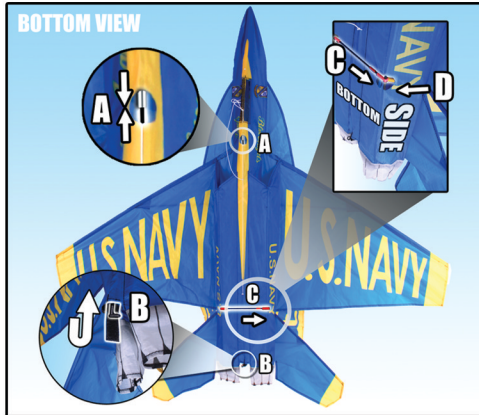



## BOTTOM VIEW




1. Connect Spine together at metal Connector (A) under Cockpit.
2. Secure Velcro Pocket at rear of jet (B).
3. Insert Fuselage Strut into Red Connector (C).
4. Insert Vertical Tail Wing Strut (TW) into Yellow Connector (D) (left,right).


## SIDE VIEW



## TOP VIEW



5. Insert Main Wing Spreader through body holes (E,E) into Pockets (F,F).
6. Insert Blue Tail Wing Spreader (G) into into Blue Pockets (H,H).



7. Attach the QuikClip® to the Bridle Loop.



8. For more stability tie SkyStreamers™ together.